

Symphonyplus

Introduction	51
Exploded View	52
Plain MDF	53
Veneered MDF	53
Skirting & Trim Sections	54
Junction Posts	54
Steel Stud & Track	54-55
Door Frames	55-56
Technical Drawings	57-59



CCF

The Symphonyplus System

The wooden framed partitioning system which brings warmth and sophistication to every installation.



Symphonyplus Partitioning provides a classic appearance combining the beauty and warmth of real wood, whilst providing a durable product which features well within busy interior environments.

Symphonyplus is a highly relocatable performance partition system, which accommodates the changing needs of today's office layouts. It can be constructed to provide both half hour fire resistance and good levels of sound attenuation.

Features and Benefits

- Fully relocatable
- Range of veneer options
- Matching TruDoors available
- Solid or full/part glazed
- Integral blinds
- Acoustic and fire performance options
- Classic appearance

Performance Characteristics

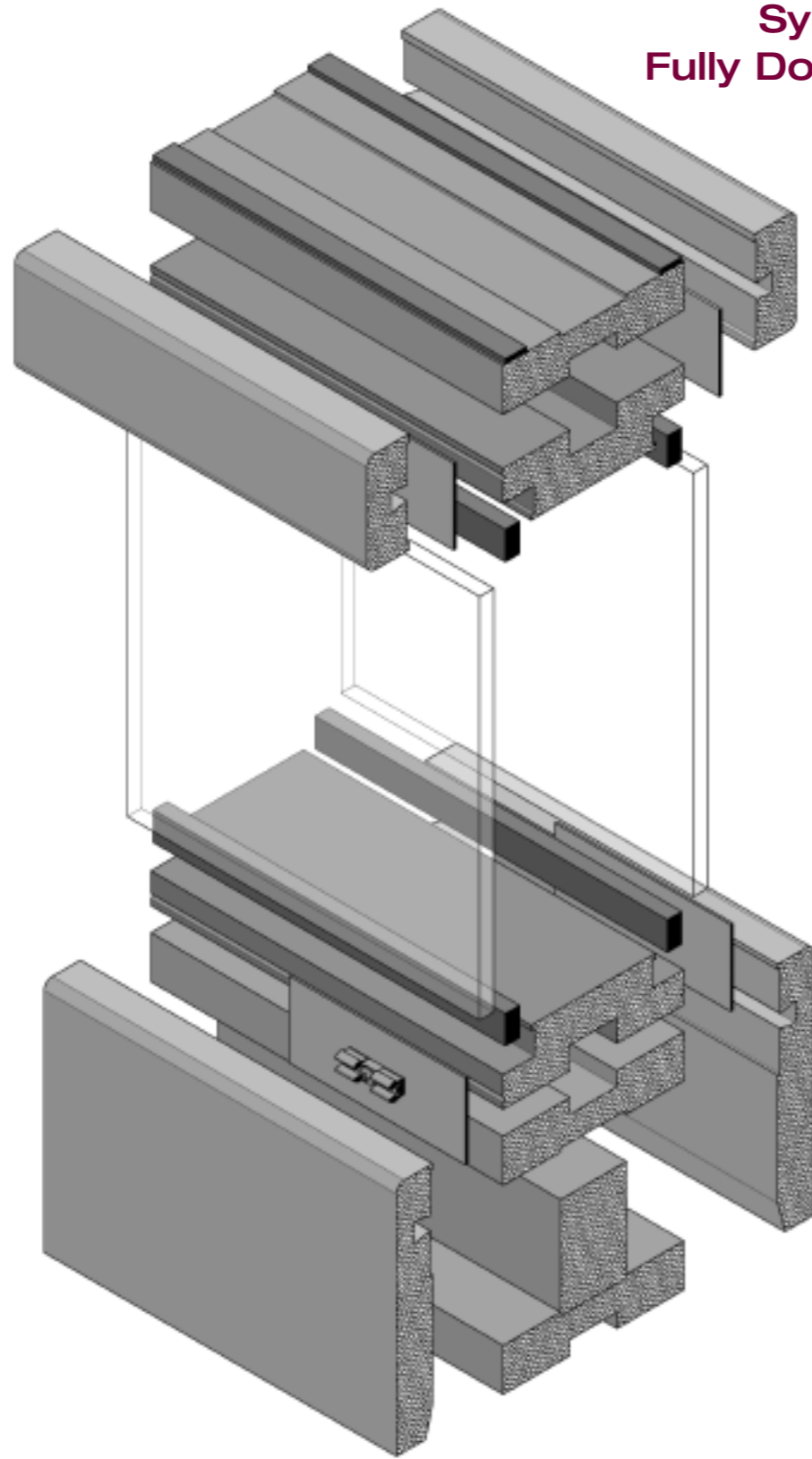
Fire: 30 minutes fire resistance

Structural: Medium Duty

Acoustics: In excess of 45dB α Rw on solid and up to 44dB α Rw on glazed*

*Performances in excess of this can be achieved by utilising higher density boards and insulation.

**Symphonyplus
Fully Double Glazed**







Plain MDF

Description	Profile	Stock Length (mm)	Code
Base assembly T section		3000	544335
18mm Base assembly top section non fire wall abutment		3000	544371
18mm Wall abutment packer 1/2 hour fire rated		3000	544423
6mm MDF wall abutment fillet for door frame to wall 90 or 135°		3000	544482
Mullion plain non fire rated Mullion plain 1/2 hour fire rated		3000 3000	544550 544591
Large chair plain pre drilled for fixing Large chair plain square cut pre-drilled for fixing		3000 1165	544630 544641
Small chair - plain Small chair - square cut pre-drilled for fixing		3000 1165	544682 544699

Veneered MDF





Description	Profile	Stock Length (mm)	Oak	Ash	Steamed Beech	Maple
Mullion veneered non fire rated Mullion veneered 1/2 hour fire rated		3000 3000	546574 546569	545919 545917	545895 545889	546473 546465
Large glazing chair Large glazing chair		3000 1165	546563 548431	545901 547754	545874 547714	546452 548333
Small glazing chair Small glazing chair		3000 1165	546557 548415	545896 547743	545868 547707	752148 548321
Transom profile veneered square cut Transom profile veneered/plain square cut		1165 1165	548410 548407	547741 547731	547694 547682	548317 548315
Description						Code
Extra cost for fitting blind control to mullion (includes cable)						544444

Skirting and Trim Sections



Description	Profile	Stock Length mm	Oak	Ash	Steamed Beech	Maple
100mm Skirting		3000	546528	545860	545837	546414
18mm Cover bead		3000	546521	545849	545828	546408
15mm Cover bead		3000	546519	545843	545819	546397
12mm Cover bead		3000	546510	545841	545816	546392

Description	Profile	Stock Length (mm)	Code
Universal fixing clip complete with screw		~	546957
Universal steel retention strip		3000	546995
Universal steel retention strip		1150	547017



Junction Posts

Description	Profile	Stock Length (mm)	Oak	Ash	Steamed Beech	Maple
90° Radiused corner post		3000	546474	545804	545788	546348
90° Radiused corner post /: hour rated		3000	546466	545798	545782	546343
90° Corner inner trim		3000	546459	545795	545776	546340
135° Radiused corner post		3000	546445	545786	545763	546330
135° Radiused corner post /: hour rated		3000	546443	545783	545758	546327
135° Corner inner trim		3000	546442	545781	545754	546321

Steel Stud and Track

Description	Profile	Stock Length (mm)	Code
50mm Galvanised steel stud		2400	535278
50mm Galvanised steel stud		2700	535279
50mm Galvanised steel stud		3000	535280
50mm Galvanised steel stud		3600	535281
50mm Steel transom		838	325179
50mm Steel transom		1200	325161
50mm Steel transom brackets		~	325146

Steel Stud and Track (continued)

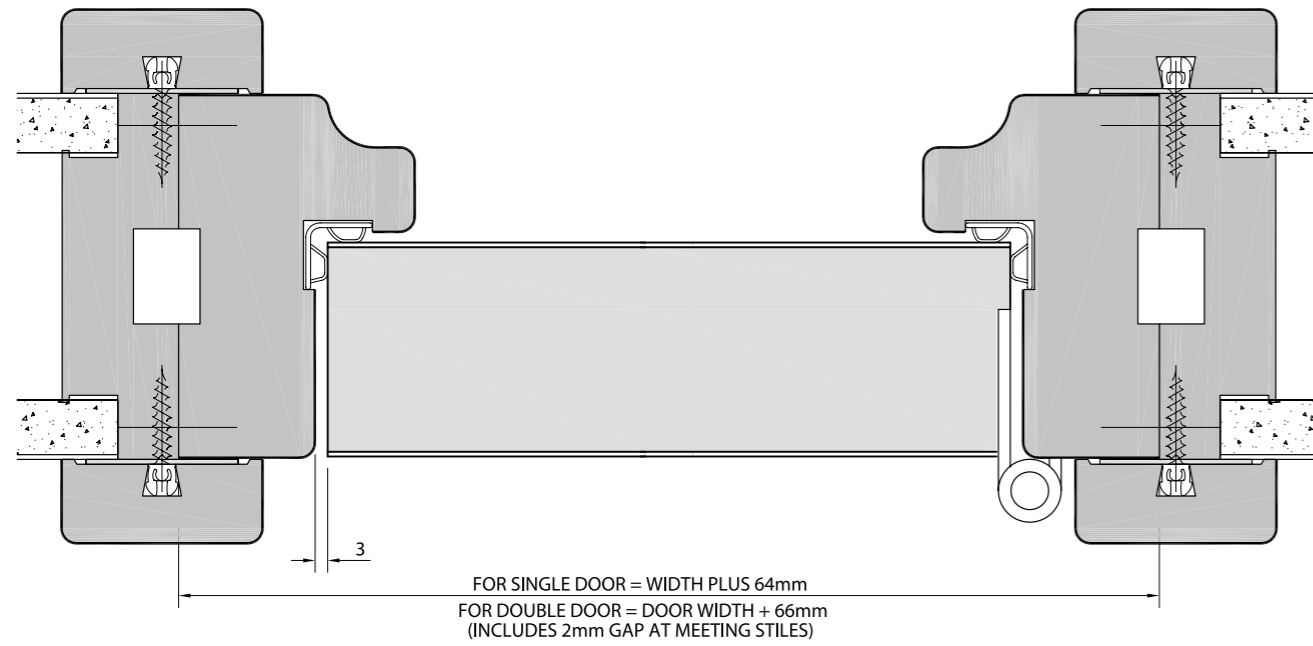
Description	Profile	Stock Length (mm)	Code
52mm Galvanised steel track		3000	535312
52mm Galvanised extra deep steel track		3000	535314
Softwood stud infill 42 x 28mm		2700	548021

Door Frames

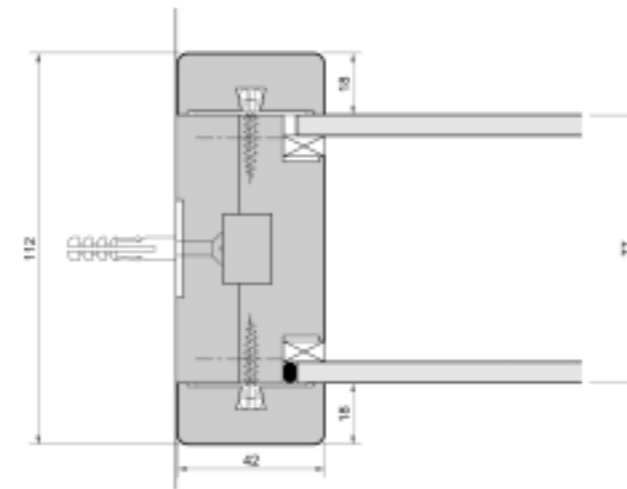
Description	Size (mm)	Oak	Ash	Steamed Beech	Maple
Single door frame – non fire rated – c/w 2 hinges and lock keep	1981 x 838	544859	544267	544255	544763
Double door frame – non fire rated – c/w 2 pairs of hinges	1981 x 1676	544852	544263	544251	544761
Single door frame – fire rated – c/w 2 hinges and lock keep	1981 x 838	547700	546875	546851	547561
Double door frame – fire rated – c/w 2 pairs of hinges	1981 x 1676	547688	546869	546846	547558
Single door frame – non fire rated – c/w 3 hinges and lock keep	up to 2400	544845	544256	544238	544750
Double door frame – non fire rated – c/w 3 pairs of hinges	up to 2400	544841	544253	544228	544746
Single door frame – fire rated – c/w 3 hinges and lock keep	up to 2400	547675	546861	546835	547548
Double door frame – fire rated – c/w 3 pairs of hinges	up to 2400	547669	546852	546823	547535
Single door frame – non fire rated – c/w 4 hinges and lock keep	up to 2700	544830	544241	544218	544738
Double door frame – non fire rated – c/w 4 pairs of hinges	up to 2700	544825	544233	544216	544733
Single door frame – fire rated – c/w 4 hinges and lock keep	up to 2700	547660	546838	546812	547528
Double door frame – fire rated – c/w 4 pairs of hinges	up to 2700	547648	546830	546797	547519

Description	Profile	Code
90° Connecting bracket		547120
Mullion bracket		552652
90° Support bracket		547179
12 x 8mm Brown glazing foam (10m roll)		547240
Fire glaze intumescent mastic 310ml tube		547300
25 x 3.0 c/sk Pozi zinc plated bracket screw (bag x 100)		547351
25 x 3.0 c/sk Pozi zinc plated bracket screw (box x 1000)		547421
2.5mm dia Twist drill (pack 10)		547498
PZ1 Screw driver bit		547571

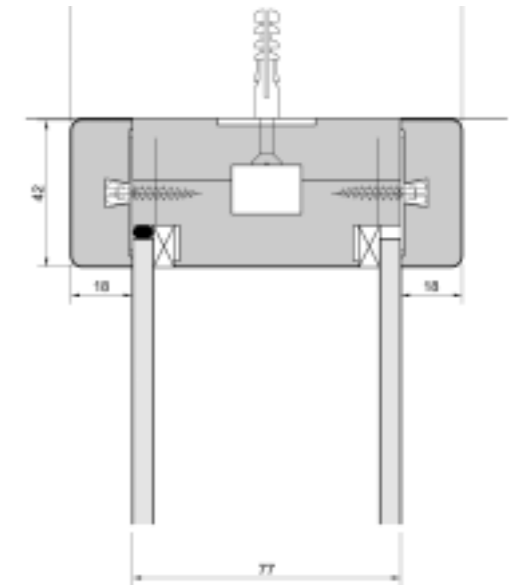
Door Set-Out Details



Wall Abutment - Double Glazed
 (30 mins Fire Rated)




Head Detail - Double Glazed
 (30 mins Fire Rated)



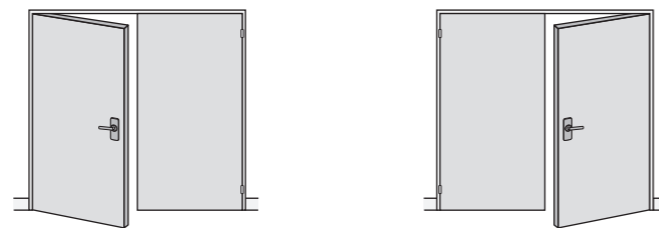
Door Handing Guide

Single Doors



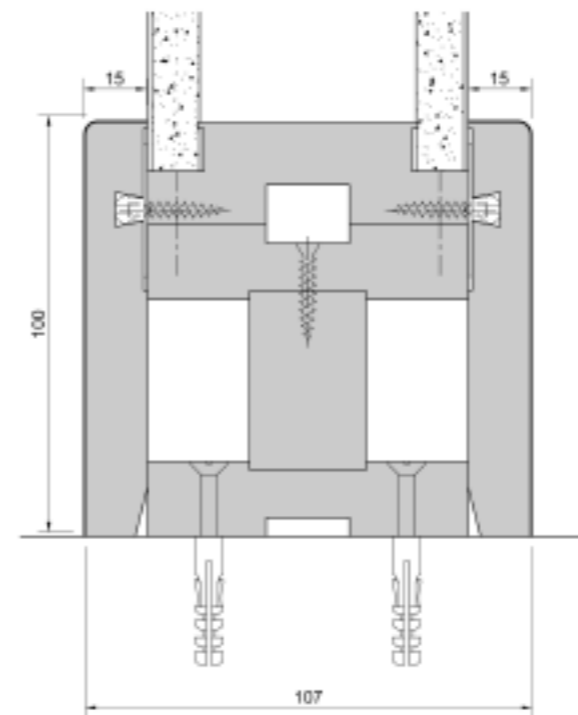
Left hand Right hand

Double Doors

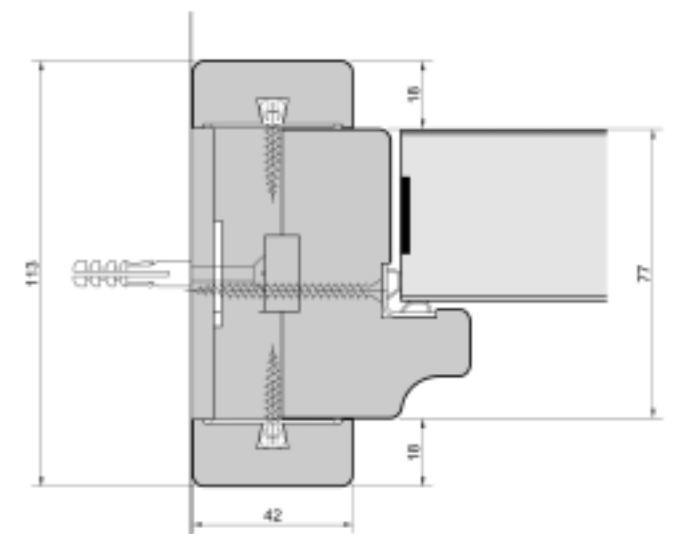


Left hand opens first Right hand opens first

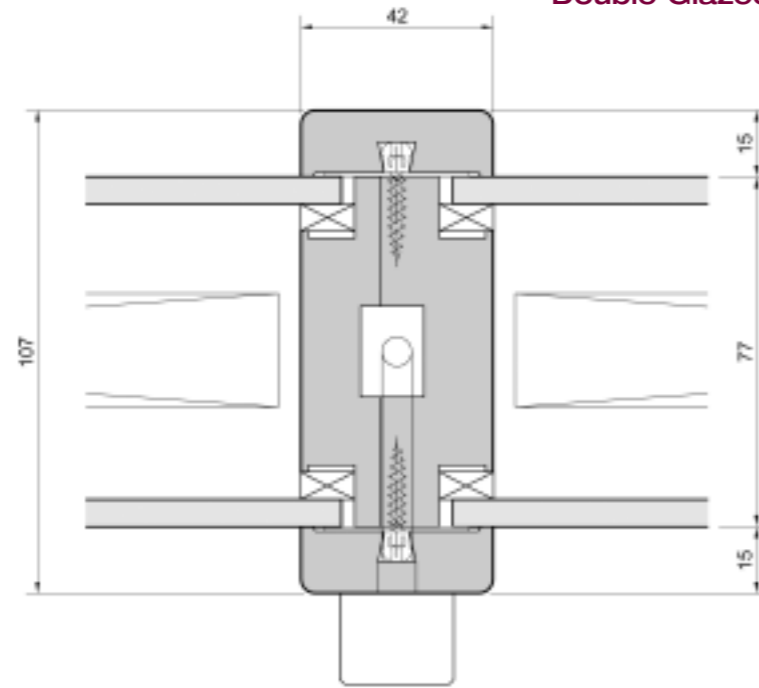
Base Detail - Solid
 (MDF Sections Framework)



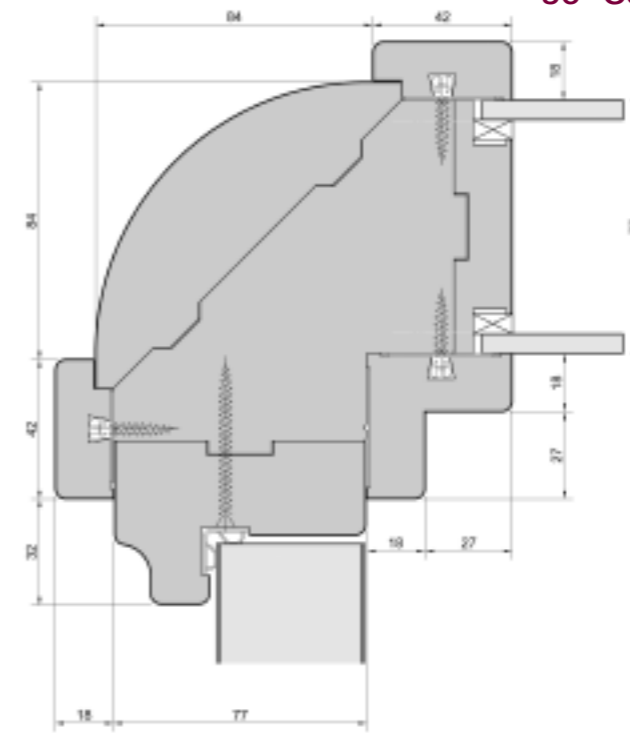
Wall Abutment - Door Frame
 (30 mins Fire Rated)



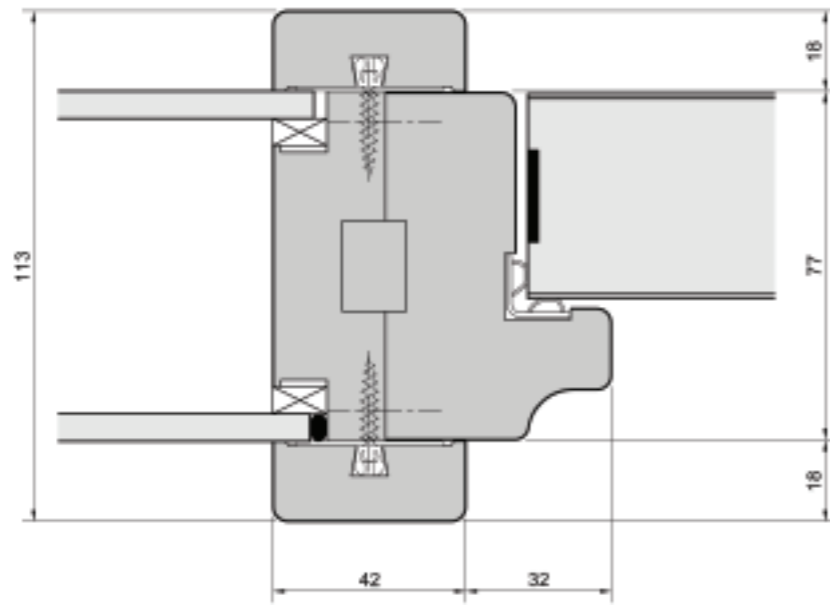
Mullion - Double Glazed /
Double Glazed with Blind Control



90° Corner - Double Glazed /
90° Corner Post / Door Frame



Mullion - Double Glazed/Door Frame
(30 mins Fire Rated)



135° Corner - Double Glazed /
135° Corner Post / Door Frame

